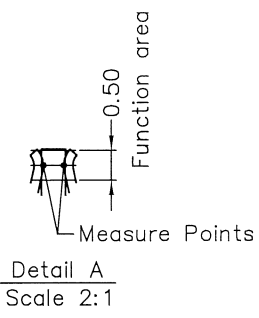
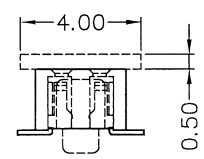
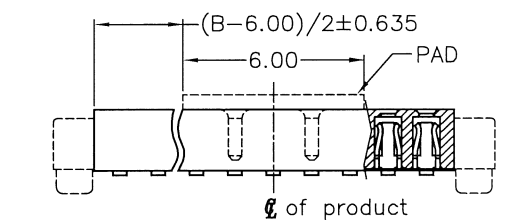
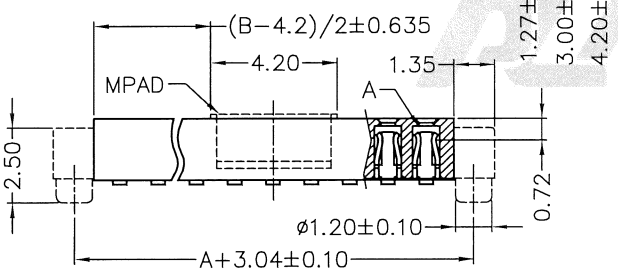
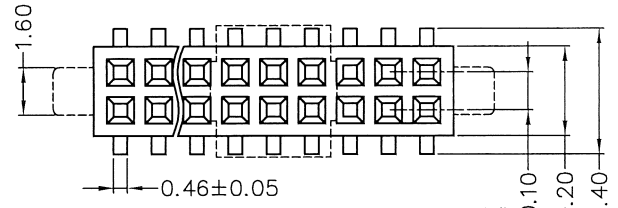
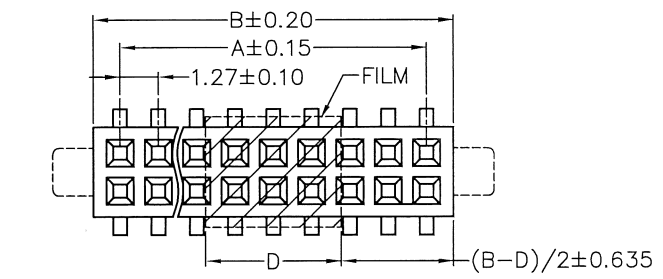


No. of Contacts	DIMENSIONS	
	A	B
6	2.54	4.31
8	3.81	5.58
10	5.08	6.85
12	6.35	8.12
14	7.62	9.39
16	8.89	10.66
18	10.16	11.93
20	11.43	13.20
22	12.70	14.47
24	13.97	15.74
26	15.24	17.01
28	16.51	18.28
30	17.78	19.55
32	19.05	20.82
34	20.32	22.09
36	21.59	23.36
38	22.86	24.63
40	24.13	25.90
42	25.40	27.17
44	26.67	28.44
46	27.94	29.71
48	29.21	30.98
50	30.48	32.25
52	31.75	33.52
54	33.02	34.79
56	34.29	36.06
58	35.56	37.33
60	36.83	38.60
62	38.10	39.87
64	39.37	41.14
66	40.64	42.41
68	41.91	43.68
70	43.18	44.95
72	44.45	46.22
74	45.72	47.49
76	46.99	48.76
78	48.26	50.03
80	49.53	51.30
82	50.80	52.57
84	52.07	53.84
86	53.34	55.11
88	54.61	56.38
90	55.88	57.65
92	57.15	58.92
94	58.42	60.19
96	59.69	61.46
98	60.96	62.73
100	62.23	64.00

LESS THAN 20 PINS(INCLUDE) D=4.5mm
 MORE THAN 20 PINS(EXCEPT) D=10.0mm



- NOTES: (Unless otherwise specified)
- Dimension shall be interpreted per ANSI Y14.5M.
 - Materials:
 Insulator material: High Temperature Thermoplastic, UL 94V-0; Color: Black.
 Contact material: Copper Alloy
 - Current Rating: 1A Per Pin.
 - Voltage Rating: 30V AC/DC.
 - Working Temperature: -40°C ~ +125°C.
 - Harmful material should be compliant to doc. "EI-0005" standards.
 - Product number matrix:

Definition	Code
◎ Tin plated	A
◎ Gold plated:	
flash B 5 u"	D 10u"
15u" F 20u" G 30u" J	
◎ Duplex plated:	
flash K 5 u"	M 10u" N
15u" P 20u" Q 30u" U	
◎ Standard: B	
All plating is lead free	

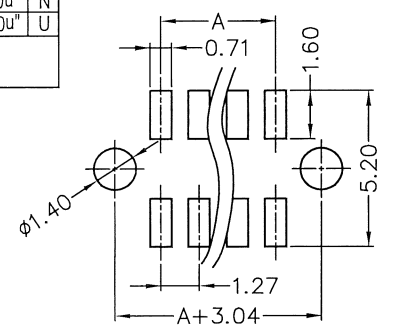
SPNAF-XX-X-X-*

Number of Contacts

Contact Plating

NULL:TUBE(W/O MPAD&FILM)
 K:REEL(W/O MPAD&FILM)
 F:FILM+TUBE
 C:FILM+REEL
 E:MPAD+TUBE
 B:MPAD+REEL
 R:PAD+REEL

0: W/O Locating peg
 1: With Locating peg



版次	ECN 编码	描述		设计/日期
8	CH11090033	改前	改后	罗继明_2011/09/08
		/	增加标注	
9	EL22010031	/	更换新图框	刘恋_2022/01/07
10	EL22100070	-40°C ~ +105°C	-40°C ~ +125°C	江蒙_2022/10/25



TOLERANCE TABLE		SCALE	DRAWN	DATE	DWG. NO.	TITLE	REV.
X. ± 0.30	X.° ± 3°	4:1	江蒙	2022/10/25	600-0000-0290	CUSTOMER DRAWING	10
.X ± 0.25	.X° ± 2°	UNIT mm	CHECK	DATE 2022/10/25	PARTS NO.(INTENDED USE)		SHEET
.XX ± 0.20		SIZE A4	APPROVE	DATE 2022/10/25	SPNAF-XX-X-X-*		1/1